




LEGEND	
	SINGLE FAMILY HOMES
	MULTIFAMILY BUILDING
	CONDOMINIUM HOMES
	TOWNHOUSES
	CHURCH BUILDING
	SCHOOL BUILDING
	COMMERCIAL BUILDING

NOTE :  
 BUILDING TYPES, DIMENSIONS, AND PLACEMENTS  
 ARE EXAMPLES ONLY, AND THE BUILDINGS BUILT  
 WITHIN THE PLAT MAY VARY FROM ILLUSTRATIONS.

# PROVIDENCE • GENERAL DEVELOPMENT PLAN

Sun Prairie, Wisconsin

DEVELOPER  
 WILSHIRE DEVELOPMENT II, LLC.  
 6040 N. 22nd PLACE  
 PHOENIX, AZ. 85016

PROJECT ENGINEER  
 D'ONOFRIO & KOTKEL, INC.  
 7530 WESTWARD WAY  
 MADISON, WI. 53717

LAND PLANNER  
  
 LANGYTSON

LAND VISION, INC.  
 116 WEST MAIN STREET, SUITE 208  
 ST. CHARLES, IL 60174  
 (630) 584-0591 FAX: (630) 584-0592

SHEET 1 OF 1  
 MAY 1, 2002  
 DRAWING NUMBER: 100000000  
 COPYRIGHT © 2002 BY LAND VISION, INC.

Approved: May 21, 2002  
 Amendments Approved: August 20, 2002  
 Revised Per Conditions of Approval: November 1, 2002